



**HEAT&GLO™**

No one builds a better fire



**8000 Series®**  
Gas Fireplaces



Looks so good  
& feels so warm



**Above photo:** Model 8000TR-OAK shown with Mount Vernon mantel in custom finish, green granite, bronze Essence doors and Mission interchangeable panels.

**Cover and top photo:** Model 8000CF-OAK shown with Biltmore sandstone mantel, insert kit and overmantel, bronze firescreen front and Carriage Hill firescreen companions.



- A. Clean face design (CF) allows surround materials to come flush to the firebox edge for a seamless finish.
- B. Optional weathered refractory.



At an impressive 22" deep and an expansive 42" wide, the 8000 Series sets the stage for a most impressive fire. Add to that the industry-leading flame technology, flexible venting options and multiple design features, and you get one very big idea.

The 8000 Series is available with TR, TV or DVT technology and features oak-style logs.

## 8000TR-Oak and TV-Oak

8000TR-Oak has a sealed combustion chamber that vents off the top or rear for total placement flexibility. It draws air from the outdoors only, and expels any combustion byproducts, maintaining clean indoor air.

8000TV-Oak is a non-airtight unit that vents off the top and must terminate vertically.

**8000TR-Oak** shown with Mount Vernon mantel in custom finish, green granite, and basic front in black.



# 8000 Series

A bigger fireplace, a bigger flame, a bigger impact.



## 8000CF-Oak


The 8000CF-Oak has a sealed combustion chamber that vents off the top only (DVT). It draws air from the outdoors only, and expels any combustion byproducts outside, maintaining clean indoor air. Clean face design (CF) allows surround materials like brick, stone and tile to come flush to the firebox edge for a seamless finish.

**8000CF-Oak** shown with Fairfield mantel, black granite, and pewter firescreen front.

## Decorative Fronts


**8000TR-Oak and 8000TV-Oak.** Customize your fireplace with one of these stylish options, each available in various finishes as indicated. The Arched and Chateau Deluxe fronts also accept interchangeable decorative panels.

### Basic Front



In black only.  
DF-8TRC

### Chateau Deluxe Front



In black, bronze or pewter.  
DF-8-CHAD

### Firescreen Front



Available in black, bronze or pewter.  
Accepts interchangeable decorative panels and Firescreen Companions.  
DF-8-FS



All fronts feature standard safety mesh.

## Options, options & more options

With multiple fronts and finishes, plus interchangeable panels and companions, you define and design your own style.

## Finishes


Five rich finishes. High on style, long on durability. Available on select fronts.



Black



Bronze



Pewter



Polished Brass



Brushed Nickel

## Essence Doors




Available in black, brass, bronze, brushed nickel or pewter. Accepts interchangeable decorative panels.

DF-8-ESSENCE

**8000CF-Oak.** Select your favorite finish and Firescreen Companion to make it your own look.

## Firescreen Front



In black, bronze or pewter. Accepts Firescreen Companions.

DF-8-CFFS


## Firescreen Companions

The firescreen front can be enjoyed unadorned, or you can purchase one of these Firescreen Companions to attach to the front's exterior, adding a distinctive touch of corner detail. Available in black, bronze or pewter to match or contrast with the front.

**Carriage Hill companions set** shown on firescreen front



**Prairie Ridge companions set** shown on firescreen front



## Interchangeable Decorative Panels



Waverly Interchangeable Panel shown attached to Essence Door.

Essence doors and firescreen fronts accept these three interchangeable panels. Buy one or several, they're easy to change. Think of them as decorating accessories for different seasons or events. Each is available in five finishes to match or contrast with fronts.



Waverly



Classic



Mission

# Comfort & Convenience


**Enjoying your gas fireplace just got even easier.**

Heat & Glo controls are uniquely designed for comfort & convenience. UL listed and approved for Heat & Glo hearth systems, our controls give you peace of mind, touch-of-a-button control and command over your fireplace.

A sleek wall switch stays in one convenient location while a remote control goes wherever you go.



IntelliSwitch Controls



WSK-MLT



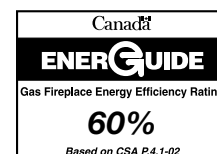
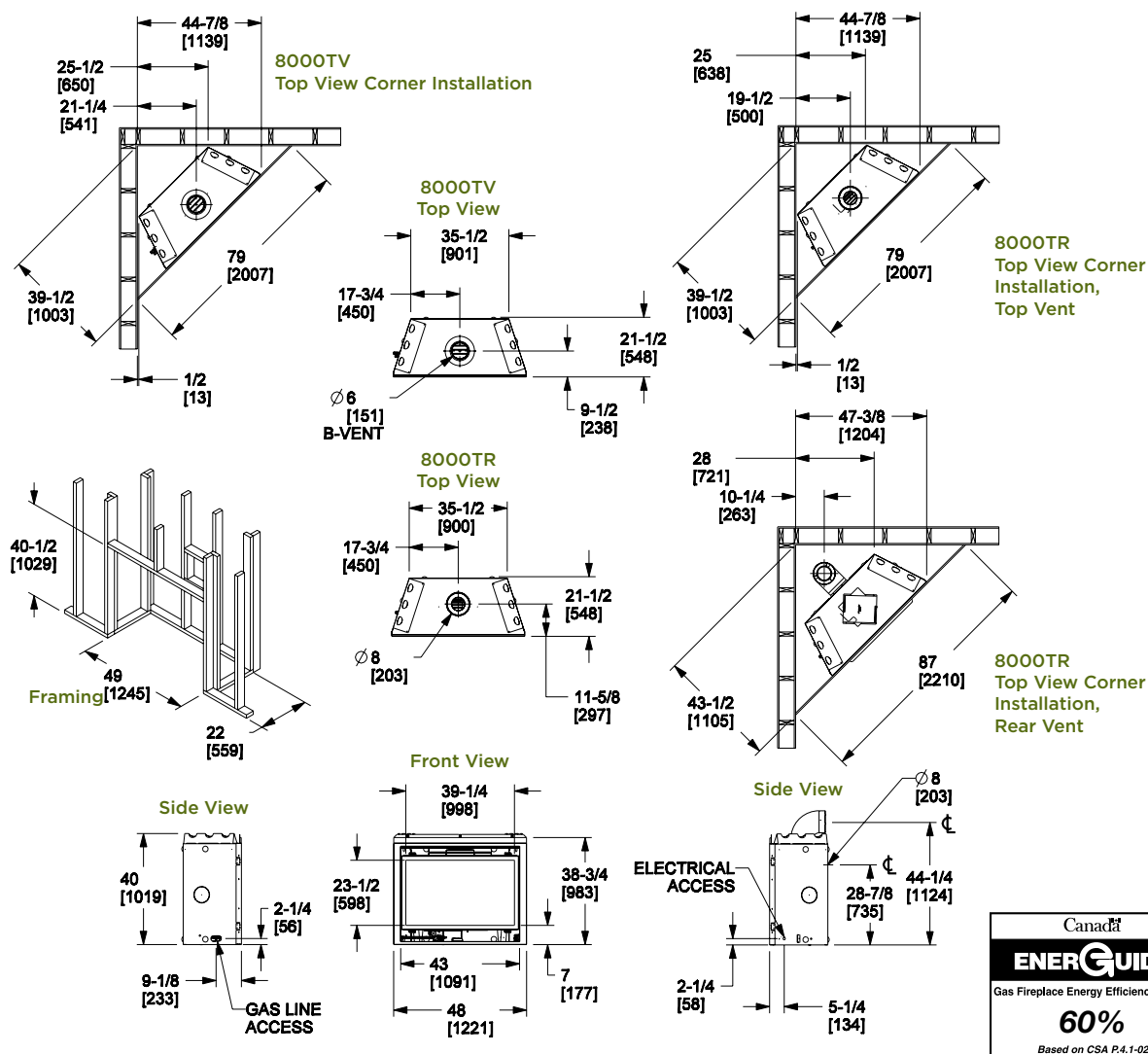
RCT-MLT-HNG



SMART-BATT-HNG  
SMART-STAT-HNG

## 8000TR-OAK and 8000TV-OAK Specifications

MODEL	HEIGHT		FRONT WIDTH		BACK WIDTH		DEPTH		GLASS SIZE	Btu/Hour Input
8000TR-OAK 8000TV-OAK	Actual	Framing	Actual	Framing	Actual	Framing	Actual	Framing	26-13/16 x 42-1/2	26,000-37,500
	40	40-1/2	48	49	35-1/2	49	21-1/2	22		



Dimensions above are in inches; technical drawings are in inches and millimeters. Reference dimensions only. We recommend measuring individual units at installation. Assumes the use of 1/2" drywall. NOTE: Non-combustible material is allowed over this dimension. Make sure you do NOT cover the decorative door opening.

Refer to installation manual for detailed specifications on installing this product. Heat & Glo reserves the right to update units periodically. The flame and ember appearance may vary based on the type of fuel burned and the venting configuration used. Pictures in this brochure are not true representations of the fireplaces and/or flames, or colors of finishes.

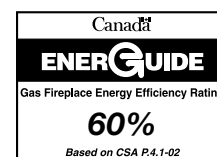
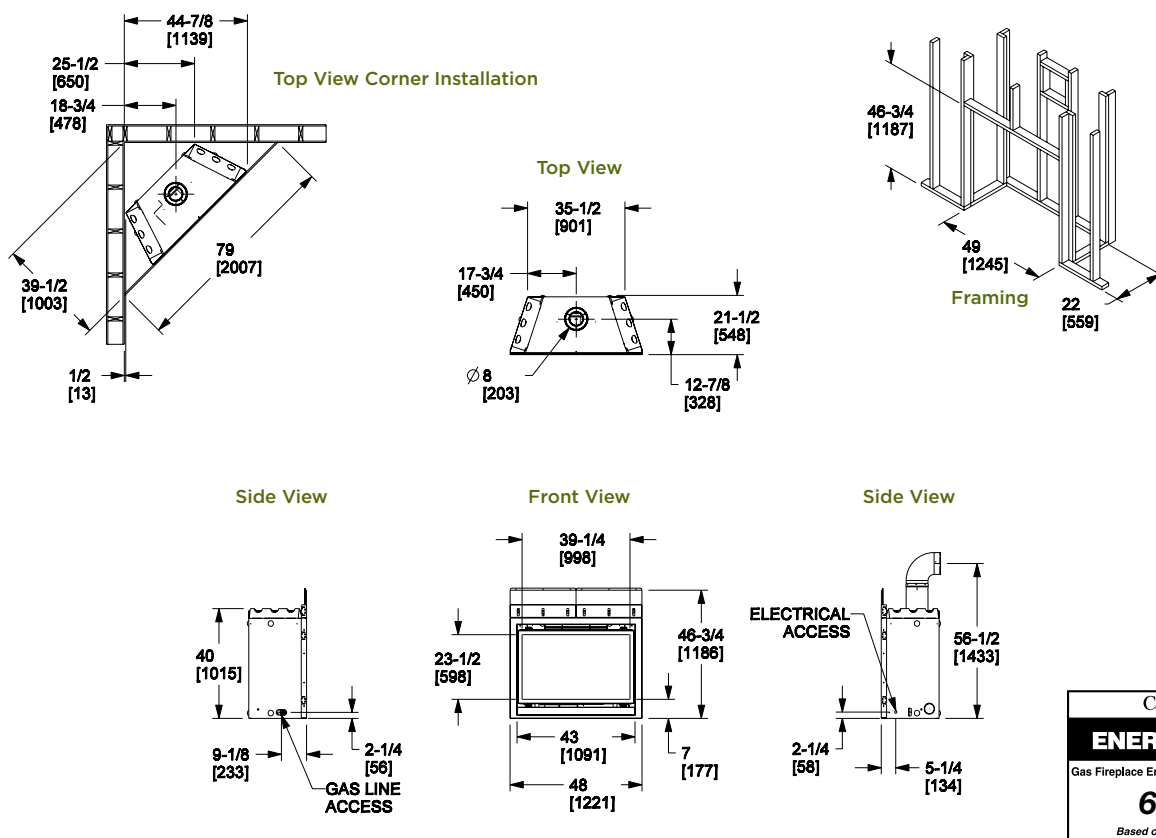
## 8000TR-Oak and 8000TV-Oak Features

- 26,000-37,500 Btu/Hour Input (NG) (8000TV-Oak/TR-Oak)
- 8000 TV-Oak 24,000-37,500 Btu/Hour Input (LP)
- 8000 TR-Oak 25,000-37,500 Btu/Hour Input (LP)
- Optional weathered refractory
- 6 ceramic logs
- High thermal efficiency
- Variable valve
- Sealed combustion chamber
- Five decorative fronts, interchangeable decorative panels and Firescreen companions (optional)
- Energy-saving IntelliFire™ ignition system or standing pilot standard (LP in IntelliFire only)



## 8000CF-OAK Specifications

MODEL	HEIGHT		FRONT WIDTH		BACK WIDTH		DEPTH		GLASS SIZE	Btu/Hour Input
	Actual	Framing	Actual	Framing	Actual	Framing	Actual	Framing		
8000CF-OAK	40	46-3/4	48	49	35-1/2	49	21-1/2	22	26-13/16 x 42-1/2	28,000–36,500



Dimensions above are in inches; technical drawings are in inches and millimeters. Reference dimensions only. We recommend measuring individual units at installation. Assumes the use of 1/2" drywall. NOTE: Non-combustible material is allowed over this dimension. Make sure you do NOT cover the decorative door opening.

Refer to installation manual for detailed specifications on installing this product. Heat & Glo reserves the right to update units periodically. The flame and ember appearance may vary based on the type of fuel burned and the venting configuration used. Pictures in this brochure are not true representations of the fireplaces and/or flames, or colors of finishes.

### 8000CF-Oak Features

- 28,000–36,500 Btu/Hour Input (NG)
- 30,000–37,500 Btu/Hour Input (LP)
- Optional weathered refractory
- DVT-Direct Vent Top
- 6 ceramic logs
- Variable valve
- Sealed combustion chamber
- Firescreen front and Firescreen companions with a variety of options
- Energy-saving IntelliFire™ ignition system standard

### Healthy Hearth

Our direct vent fireplaces will not alter the quality of indoor room air in any way. They utilize a sealed combustion chamber that draws in fresh air from outdoors and discards all combustion by-products back outside.

### Limited Lifetime Warranty

The strongest in the industry, Heat & Glo provides a limited lifetime warranty on gas-burning products for their most important aspects: firebox and heat exchanger.

\*\* For full warranty details go to [www.heatnglo.com](http://www.heatnglo.com).

### IntelliFire

Our exclusive, state-of-the-art IntelliFire ignition system reduces gas consumption and thermogenerator wear by providing a pilot flame only when needed. It also supplies a backup battery system to run the fireplace during a power outage.





No one builds a better fire

For complete  
information  
and valuable  
assistance on  
this model please  
contact us at:

Heat & Glo  
Lakeville, MN  
888-427-3973 952-985-6000

Web: [heatnglo.com](http://heatnglo.com)

*A brand of Hearth & Home Technologies Inc.*

HNG-10060-1206